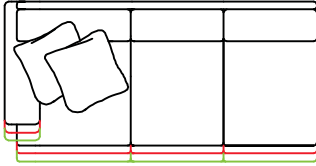


# Tailor Made


# Sectionals

~ Deep ~  
**20" Seat Depth**  
 ~ Deeper ~  
**22" Seat Depth**  
 ~ Deepest ~  
**24" Seat Depth**

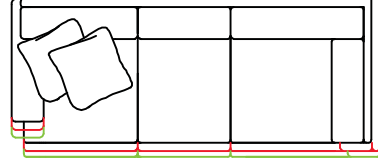
Sketches are 1/4" scale  
 Sketches shown as T Cushion  
 \*All dimensions are approximate



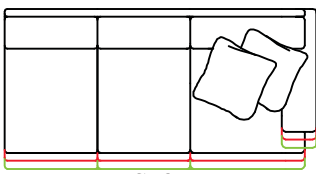
**Sofa**  
 5500-81L, 78"  
 6600-81L, 78"  
 7700-81L, 78"



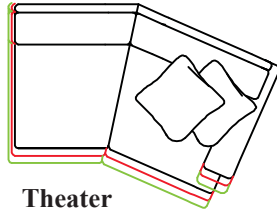
**Theater**  
 5502-67L, 67"  
 6602-67L, 67"  
 7702-67L, 67"



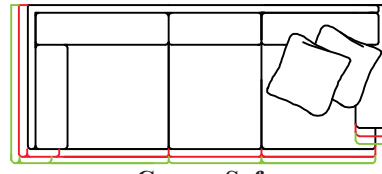
**Corner Sofa**  
 5500-90L, 90"  
 6600-92L, 92"  
 7700-94L, 94"



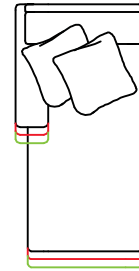
**Sofa**  
 5500-81R, 78"  
 6600-81R, 78"  
 7700-81R, 78"



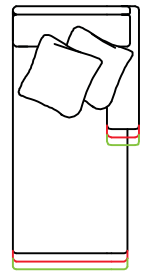
**Theater**  
 5502-67R, 67"  
 6602-67R, 67"  
 7702-67R, 67"



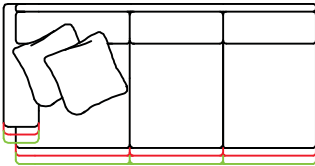
**Corner Sofa**  
 5500-90R, 90"  
 6600-92R, 92"  
 7700-94R, 94"



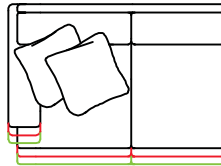
**Chaise**  
 5504L, 31½"  
 6604L, 31½"  
 7704L, 31½"



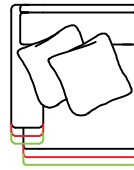
**Chaise**  
 5504R, 31½"  
 6604R, 31½"  
 7704R, 31½"



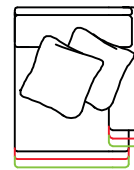
**Queen Sleeper**  
 5509-QSL, 78"  
 6609-QSL, 78"



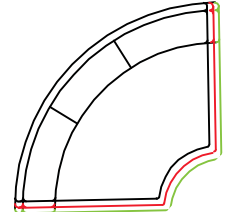
**Loveseat**  
 5501-57L, 55"  
 6601-57L, 55"  
 7701-57L, 55"



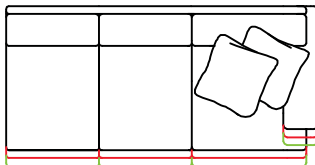
**Chair**  
 5505L, 31"  
 6605L, 31"  
 7705L, 31"



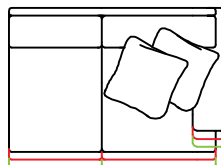
**Chair**  
 5505R, 31"  
 6605R, 31"  
 7705R, 31"



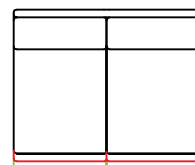
**Curved Wedge**  
 5510CP, 47½" x 36"  
 6610CP, 49½" x 38"  
 7710CP, 51½" x 40"



**Queen Sleeper**  
 5509-QSR, 78"  
 6609-QSR, 78"



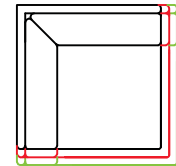
**Loveseat**  
 5501-57R, 55"  
 6601-57R, 55"  
 7701-57R, 55"



**Loveseat**  
 5501-48AL, 46½"  
 6601-48AL, 46½"  
 7701-48AL, 46½"



**Chair**  
 5505AL, 23½"  
 6605AL, 23½"  
 7705AL, 23½"



**Cube Wedge**  
 5506CP, 36"  
 6606CP, 38"  
 7706CP, 40"



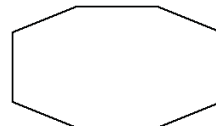
**Storage Ottoman**  
 5523  
 6623  
 7723  
 W 42" D 27" H 18"  
 \*Casters standard



**Pit Storage Ottoman**  
 5533  
 6633  
 7733  
 W 46½" D 23" H 20"  
 \*Casters standard



**Chaise Ottoman**  
 5543  
 6643  
 7743  
 W 29" D 27" H 20"



**Theater Ottoman**  
 5553  
 6653  
 7753  
 W 54" D 31" H 20"

## Common Dimensions:

Height: 36"  
 Seat Height: 20"  
 Arm Height: 25"

## Style Information:

- Comfort Cushion
- Spring Edge (Sleepers and Ottomans are Hard Edge)
- Fabric or Leather
- Pillows: 20"

\*When choosing English or Track arm option, overall width will decrease approximately 4"

\*Overall height will vary based on Loose Back and some Base Options

**Temple**  
 Furniture

www.templefurniture.com



**Tailor Made**

#5500 series

**Tailor Made 2**

#6600 series

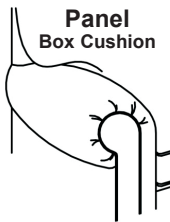
**Tailor Made 3**

#7700 series

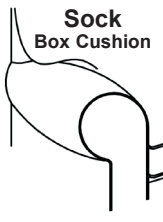
## Custom Design your Upholstered Furniture as easy as 1, 2, 3 ... Choose from 576 designs!

The "Tailor Made" collection allows you to truly design your upholstered furniture. First, simply choose your desired depth. Second, decide from an array of different styles. Then begin to uniquely tailor your selection to best suit your needs by choosing from 12 arms, 8 backs, and 6 bases.

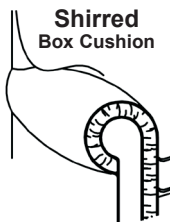
### 1) Select Your Arm:



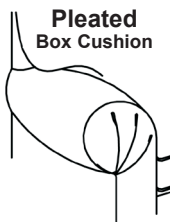
Panel  
Box Cushion



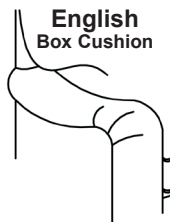
Sock  
Box Cushion



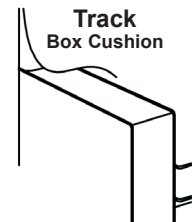
Shirred  
Box Cushion



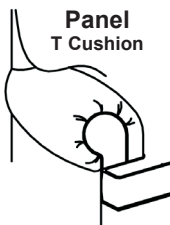
Pleated  
Box Cushion



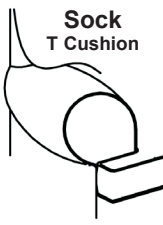
English  
Box Cushion



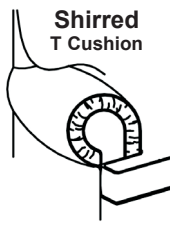
Track  
Box Cushion



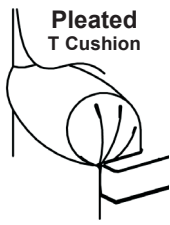
Panel  
T Cushion



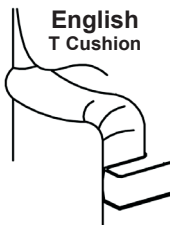
Sock  
T Cushion



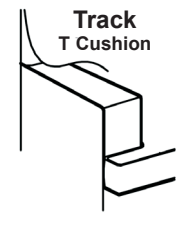
Shirred  
T Cushion



Pleated  
T Cushion

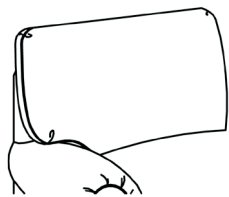


English  
T Cushion



Track  
T Cushion

### 2) Select Your Back:



Knife Edge Back  
Attached or Loose



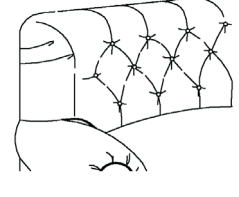
Box Back  
Attached or Loose



Square Box Back  
Attached or Loose

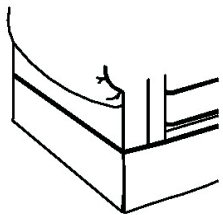


Tight Back

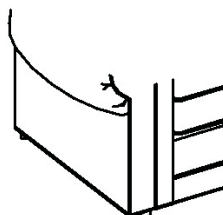


Tufted Back  
\*upcharge

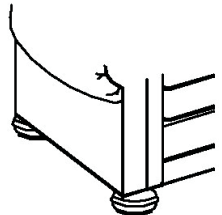
### 3) Select Your Base:



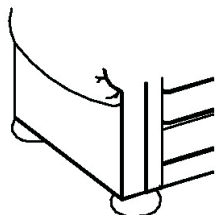
Kick Pleat Skirt



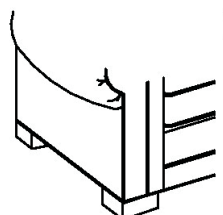
Upholstered Base



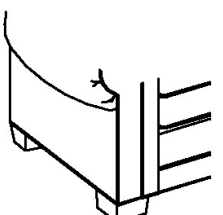
Spindle Bun Foot



Bun Foot



Cube Foot



Wedge Foot